

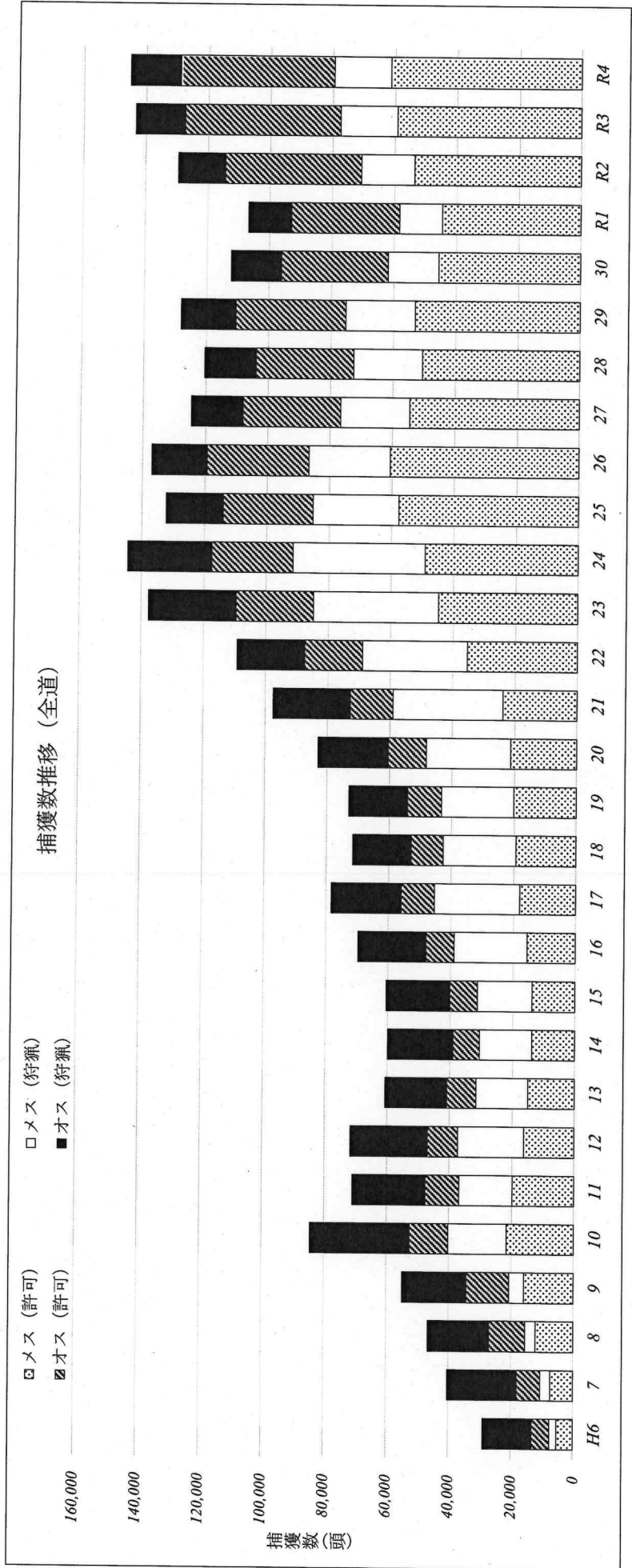
エゾシカ捕獲数の推移 (R4 確定値)

北海道全体におけるエゾシカ捕獲数

RS. 11. 27作成 (単位: 頭)

| 年度      | H6     | 7      | 8      | 9      | 10     | 11     | 12     | 13     | 14     | 15     | 16     | 17     | 18     | 19     | 20     | 21     | 22      | 23      | 24      | 25      | 26      | 27      | 28      | 29      | 30      | R1      | R2      | R3      | R4      |
|---------|--------|--------|--------|--------|--------|--------|--------|--------|--------|--------|--------|--------|--------|--------|--------|--------|---------|---------|---------|---------|---------|---------|---------|---------|---------|---------|---------|---------|---------|
| オス (狩猟) | 15,723 | 22,370 | 19,611 | 20,650 | 32,069 | 23,359 | 24,797 | 19,753 | 20,921 | 20,388 | 21,861 | 22,525 | 18,783 | 18,916 | 22,605 | 24,650 | 21,699  | 28,157  | 26,890  | 18,281  | 17,692  | 16,772  | 16,545  | 17,566  | 16,225  | 13,848  | 15,151  | 15,830  | 16,072  |
| メス (狩猟) | 2,272  | 3,196  | 3,312  | 4,695  | 18,687 | 16,959 | 21,115 | 16,499 | 17,439 | 23,279 | 27,294 | 23,321 | 23,197 | 23,197 | 26,976 | 35,124 | 33,581  | 40,090  | 42,381  | 27,514  | 26,204  | 22,212  | 22,090  | 22,308  | 16,076  | 13,725  | 17,180  | 18,288  | 18,324  |
| メス比率    | 12.6%  | 12.5%  | 14.4%  | 18.5%  | 36.8%  | 42.1%  | 46.0%  | 45.5%  | 44.4%  | 46.1%  | 51.6%  | 54.8%  | 55.4%  | 55.1%  | 54.4%  | 58.8%  | 60.7%   | 58.7%   | 61.2%   | 60.1%   | 59.7%   | 57.0%   | 57.2%   | 55.9%   | 49.8%   | 49.8%   | 53.1%   | 51.6%   | 53.3%   |
| 計       | 17,995 | 25,566 | 22,923 | 25,345 | 50,756 | 40,318 | 45,912 | 36,252 | 37,827 | 45,140 | 49,819 | 42,113 | 42,104 | 42,113 | 49,581 | 59,774 | 55,280  | 68,247  | 69,271  | 45,795  | 43,896  | 38,984  | 38,635  | 39,874  | 32,301  | 27,573  | 32,331  | 34,118  | 34,396  |
| オス (許可) | 5,608  | 7,521  | 11,540 | 13,530 | 12,161 | 10,840 | 9,556  | 9,359  | 8,375  | 8,782  | 8,931  | 10,494 | 10,142 | 10,726 | 12,158 | 13,674 | 18,490  | 24,602  | 26,063  | 28,727  | 32,559  | 31,160  | 31,191  | 35,222  | 34,244  | 34,660  | 43,654  | 49,889  | 49,277  |
| メス (許可) | 5,359  | 7,306  | 12,172 | 16,011 | 21,612 | 19,851 | 16,253 | 15,034 | 13,907 | 13,887 | 15,639 | 18,044 | 19,303 | 20,117 | 21,233 | 23,908 | 35,350  | 44,783  | 49,080  | 57,717  | 60,566  | 54,482  | 50,587  | 53,008  | 45,687  | 44,541  | 53,517  | 59,186  | 61,316  |
| メス比率    | 48.9%  | 49.3%  | 51.3%  | 54.2%  | 64.0%  | 64.7%  | 63.0%  | 61.6%  | 61.3%  | 63.7%  | 63.2%  | 65.6%  | 65.2%  | 65.2%  | 63.6%  | 63.6%  | 65.7%   | 64.5%   | 65.3%   | 66.8%   | 65.0%   | 63.6%   | 61.9%   | 60.1%   | 57.2%   | 56.2%   | 54.3%   | 55.4%   | 55.4%   |
| 計       | 10,967 | 14,827 | 23,712 | 29,541 | 33,773 | 30,691 | 25,809 | 24,393 | 22,282 | 22,669 | 24,570 | 28,538 | 29,445 | 30,843 | 33,391 | 37,582 | 53,840  | 69,385  | 75,143  | 86,444  | 93,125  | 85,642  | 81,778  | 88,230  | 79,931  | 79,201  | 97,171  | 109,075 | 110,593 |
| オス (計)  | 21,331 | 29,891 | 31,151 | 34,180 | 44,230 | 34,199 | 34,353 | 29,112 | 29,296 | 29,170 | 30,792 | 33,019 | 28,925 | 29,642 | 34,763 | 38,324 | 40,189  | 52,759  | 52,953  | 47,008  | 50,251  | 47,932  | 47,736  | 52,788  | 50,469  | 48,508  | 58,805  | 65,719  | 65,349  |
| メス (計)  | 7,631  | 10,502 | 15,484 | 20,706 | 40,299 | 36,810 | 37,368 | 31,533 | 30,588 | 31,326 | 38,918 | 45,338 | 42,624 | 43,314 | 48,209 | 59,032 | 68,931  | 84,873  | 91,461  | 85,231  | 86,770  | 76,694  | 72,677  | 75,316  | 61,763  | 58,266  | 70,697  | 77,474  | 79,640  |
| メス比率    | 26.3%  | 26.0%  | 33.2%  | 37.7%  | 47.7%  | 51.8%  | 52.0%  | 51.1%  | 51.8%  | 55.8%  | 58.1%  | 57.9%  | 59.6%  | 59.4%  | 58.1%  | 60.6%  | 63.2%   | 61.7%   | 63.3%   | 64.5%   | 63.3%   | 61.5%   | 60.8%   | 58.8%   | 55.0%   | 54.6%   | 54.6%   | 54.1%   | 54.9%   |
| 合計      | 28,962 | 40,393 | 46,635 | 54,886 | 84,529 | 71,009 | 71,721 | 60,645 | 59,884 | 60,496 | 69,710 | 78,357 | 71,549 | 72,956 | 82,972 | 97,356 | 109,120 | 137,632 | 144,414 | 132,239 | 137,021 | 124,626 | 120,413 | 128,104 | 112,232 | 106,774 | 129,502 | 143,193 | 144,989 |

※推定不明のものはオスメス比率により推分



東部地域（オホーツク、十勝、釧路、根室管内）における捕獲数

| 年度     | H6     | 7      | 8      | 9      | 10     | 11     | 12     | 13     | 14     | 15     | 16     | 17     | 18     | 19     | 20     | 21     | 22     | 23     | 24     | 25     | 26     | 27     | 28     | 29     | 30     | R1     | R2     | R3     | R4     |
|--------|--------|--------|--------|--------|--------|--------|--------|--------|--------|--------|--------|--------|--------|--------|--------|--------|--------|--------|--------|--------|--------|--------|--------|--------|--------|--------|--------|--------|--------|
| オス(狩猟) | 13,059 | 18,759 | 16,285 | 16,113 | 24,165 | 16,768 | 17,451 | 12,866 | 14,090 | 13,468 | 13,880 | 13,492 | 10,608 | 10,872 | 12,942 | 13,213 | 12,228 | 16,277 | 16,008 | 9,505  | 9,946  | 9,591  | 8,976  | 9,425  | 9,776  | 8,209  | 8,524  | 8,651  | 9,198  |
| メス(狩猟) | 2,272  | 3,192  | 3,312  | 4,479  | 17,877 | 13,410 | 17,068 | 11,445 | 12,218 | 12,262 | 15,631 | 15,757 | 12,799 | 14,088 | 15,285 | 19,054 | 18,469 | 21,846 | 24,705 | 13,761 | 13,962 | 10,739 | 12,436 | 10,739 | 10,036 | 8,756  | 8,816  | 8,645  | 9,599  |
| メス比率   | 14.8%  | 14.5%  | 16.9%  | 21.8%  | 42.5%  | 44.4%  | 49.4%  | 47.1%  | 46.4%  | 47.7%  | 53.0%  | 53.9%  | 54.7%  | 56.4%  | 54.2%  | 59.1%  | 60.2%  | 57.3%  | 60.7%  | 59.1%  | 4.0%   | 56.5%  | 54.5%  | 51.6%  | 47.2%  | 47.0%  | 50.8%  | 50.0%  | 51.1%  |
| オス(許可) | 4,819  | 6,400  | 10,089 | 11,946 | 10,525 | 9,150  | 7,499  | 7,543  | 6,642  | 6,140  | 5,779  | 6,730  | 6,380  | 6,152  | 6,986  | 7,762  | 9,138  | 11,766 | 12,200 | 12,542 | 14,991 | 14,724 | 14,052 | 15,193 | 16,105 | 16,286 | 20,714 | 21,929 | 23,299 |
| メス(許可) | 4,793  | 6,337  | 11,005 | 14,672 | 19,973 | 18,164 | 14,146 | 12,996 | 11,675 | 10,452 | 11,237 | 12,428 | 12,955 | 12,103 | 11,972 | 13,521 | 18,150 | 22,017 | 25,163 | 27,808 | 31,198 | 29,805 | 26,361 | 26,092 | 24,287 | 23,490 | 24,808 | 32,022 | 38,808 |
| メス比率   | 49.8%  | 49.8%  | 52.2%  | 55.1%  | 65.5%  | 66.5%  | 63.3%  | 63.0%  | 63.7%  | 63.0%  | 66.0%  | 64.9%  | 67.0%  | 66.3%  | 63.2%  | 63.5%  | 66.5%  | 65.2%  | 67.3%  | 68.9%  | 67.5%  | 66.9%  | 65.2%  | 63.2%  | 60.1%  | 59.1%  | 57.4%  | 56.8%  | 57.9%  |
| 計      | 9,612  | 12,737 | 21,094 | 26,618 | 30,498 | 27,314 | 21,645 | 20,539 | 18,317 | 16,592 | 17,016 | 19,158 | 19,335 | 18,255 | 18,958 | 21,283 | 27,288 | 33,783 | 37,363 | 40,350 | 46,189 | 44,529 | 40,413 | 41,285 | 40,392 | 39,776 | 48,646 | 50,757 | 55,321 |
| オス(計)  | 17,878 | 25,159 | 26,374 | 28,059 | 34,690 | 25,918 | 24,950 | 20,409 | 20,732 | 19,608 | 19,659 | 20,222 | 16,988 | 17,024 | 19,928 | 20,975 | 21,366 | 28,043 | 28,208 | 22,047 | 24,315 | 24,028 | 24,618 | 25,881 | 24,495 | 29,238 | 30,580 | 32,497 |        |
| メス(計)  | 7,065  | 9,529  | 14,317 | 19,151 | 37,850 | 31,574 | 24,441 | 23,893 | 22,714 | 26,868 | 28,185 | 25,754 | 26,191 | 27,257 | 32,575 | 36,619 | 43,863 | 49,868 | 41,569 | 45,160 | 42,241 | 37,100 | 36,128 | 33,043 | 30,756 | 36,748 | 37,453 | 41,621 |        |
| メス比率   | 28.3%  | 27.5%  | 35.2%  | 40.6%  | 52.2%  | 54.9%  | 55.6%  | 54.3%  | 53.7%  | 53.7%  | 57.7%  | 58.2%  | 60.3%  | 60.6%  | 57.8%  | 60.8%  | 63.2%  | 61.0%  | 63.9%  | 64.4%  | 64.4%  | 61.7%  | 61.7%  | 59.5%  | 56.1%  | 55.7%  | 55.1%  | 56.2%  |        |
| 計      | 24,943 | 34,688 | 40,691 | 47,210 | 72,540 | 57,492 | 56,164 | 44,850 | 44,625 | 42,322 | 46,527 | 48,407 | 42,742 | 43,215 | 47,185 | 53,550 | 57,985 | 71,906 | 78,076 | 83,616 | 70,097 | 66,556 | 60,128 | 60,746 | 60,746 | 58,924 | 65,986 | 68,033 | 74,118 |

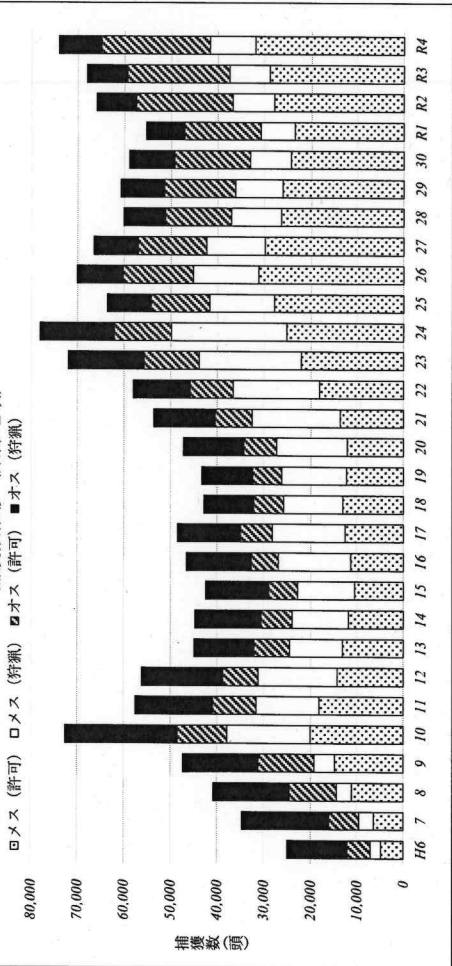
※雌雄不明のものはオスメス比率により推分

北部地域（空知、上川、留萌、宗谷管内）における捕獲数

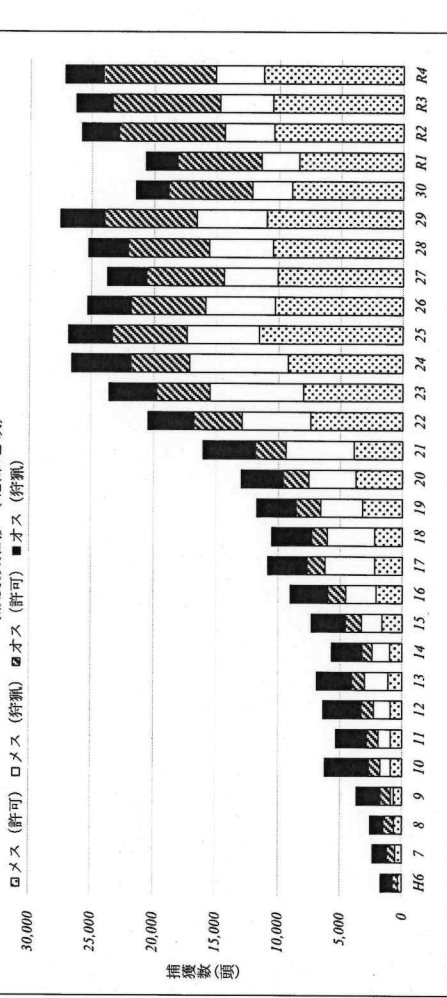
| 年度     | H6    | 7     | 8     | 9     | 10    | 11    | 12    | 13    | 14    | 15    | 16    | 17     | 18     | 19     | 20     | 21     | 22     | 23     | 24     | 25     | 26     | 27     | 28     | 29     | 30     | R1     | R2     | R3     | R4     |
|--------|-------|-------|-------|-------|-------|-------|-------|-------|-------|-------|-------|--------|--------|--------|--------|--------|--------|--------|--------|--------|--------|--------|--------|--------|--------|--------|--------|--------|--------|
| オス(狩猟) | 953   | 1,171 | 1,070 | 1,933 | 3,569 | 2,481 | 3,118 | 2,889 | 2,450 | 2,845 | 3,076 | 3,158  | 3,201  | 3,175  | 3,374  | 4,179  | 3,698  | 3,856  | 4,731  | 3,505  | 3,472  | 3,177  | 3,202  | 3,543  | 2,621  | 2,532  | 2,899  | 3,054  |        |
| メス(狩猟) | 0     | 3     | 0     | 216   | 810   | 969   | 1,308 | 1,864 | 1,374 | 1,643 | 2,412 | 4,007  | 3,823  | 3,394  | 3,807  | 5,502  | 5,470  | 7,426  | 7,889  | 5,774  | 5,493  | 4,292  | 5,047  | 5,578  | 3,205  | 3,022  | 3,937  | 4,189  |        |
| メス比率   | 0.0%  | 0.2%  | 0.0%  | 10.1% | 18.5% | 28.1% | 29.6% | 39.2% | 35.9% | 36.0% | 44.0% | 55.9%  | 54.4%  | 51.7%  | 53.0%  | 56.8%  | 59.7%  | 65.8%  | 62.5%  | 62.2%  | 61.3%  | 57.5%  | 61.2%  | 61.2%  | 55.0%  | 54.4%  | 57.0%  | 59.1%  |        |
| オス(許可) | 425   | 625   | 838   | 837   | 915   | 943   | 984   | 1,024 | 826   | 1,243 | 1,460 | 1,453  | 1,279  | 1,943  | 2,053  | 2,424  | 3,830  | 4,290  | 4,704  | 5,995  | 6,032  | 6,187  | 6,527  | 7,395  | 6,665  | 6,713  | 8,476  | 8,640  |        |
| メス(許可) | 300   | 537   | 632   | 667   | 925   | 917   | 1,126 | 1,008 | 1,008 | 1,610 | 2,080 | 2,216  | 2,224  | 3,214  | 3,750  | 3,891  | 7,439  | 8,020  | 9,245  | 11,547 | 10,314 | 10,080 | 10,487 | 10,994 | 8,954  | 8,397  | 10,421 | 11,276 |        |
| メス比率   | 41.4% | 46.2% | 43.0% | 44.3% | 50.3% | 49.3% | 49.3% | 52.4% | 55.0% | 56.4% | 58.8% | 60.4%  | 63.5%  | 62.3%  | 64.6%  | 61.6%  | 66.0%  | 65.2%  | 66.3%  | 65.8%  | 63.7%  | 62.0%  | 61.6%  | 59.8%  | 57.3%  | 55.6%  | 54.9%  | 55.6%  |        |
| 計      | 725   | 1,162 | 1,470 | 1,504 | 1,840 | 1,860 | 1,939 | 2,150 | 1,834 | 2,853 | 3,540 | 3,669  | 3,503  | 5,157  | 5,803  | 6,315  | 11,269 | 12,310 | 13,949 | 17,542 | 16,346 | 16,267 | 17,014 | 18,389 | 15,619 | 15,110 | 18,897 | 19,170 |        |
| オス(計)  | 1,378 | 1,796 | 1,908 | 2,770 | 4,484 | 3,424 | 4,102 | 3,913 | 3,276 | 4,088 | 4,536 | 4,611  | 4,480  | 5,118  | 5,427  | 6,603  | 7,528  | 8,146  | 9,435  | 9,500  | 9,504  | 9,364  | 9,729  | 10,938 | 9,286  | 9,245  | 11,449 | 12,065 |        |
| メス(計)  | 300   | 540   | 632   | 883   | 1,735 | 1,886 | 2,263 | 2,990 | 2,382 | 3,253 | 4,492 | 6,223  | 6,047  | 6,608  | 7,557  | 9,393  | 12,909 | 15,446 | 17,134 | 17,321 | 15,807 | 14,372 | 15,534 | 16,572 | 12,159 | 11,419 | 14,358 | 14,719 |        |
| メス比率   | 17.9% | 23.1% | 24.9% | 24.2% | 27.9% | 35.5% | 35.6% | 43.3% | 42.1% | 44.3% | 49.8% | 57.4%  | 57.4%  | 56.4%  | 58.7%  | 58.7%  | 63.2%  | 65.5%  | 64.5%  | 64.6%  | 62.5%  | 60.5%  | 60.5%  | 60.2%  | 56.7%  | 55.3%  | 55.6%  | 55.6%  |        |
| 計      | 1,678 | 2,336 | 2,540 | 3,653 | 6,219 | 5,310 | 6,365 | 6,903 | 5,658 | 7,341 | 9,028 | 10,834 | 10,527 | 11,726 | 12,984 | 15,996 | 20,437 | 23,592 | 26,569 | 26,821 | 25,311 | 23,736 | 25,263 | 27,510 | 21,445 | 20,664 | 25,807 | 26,258 | 27,150 |

※雌雄不明のものはオスメス比率により推分

捕獲数推移（東部地域）



捕獲数推移（北部地域）



中部地域（石狩、胆振、日高管内）における捕獲数

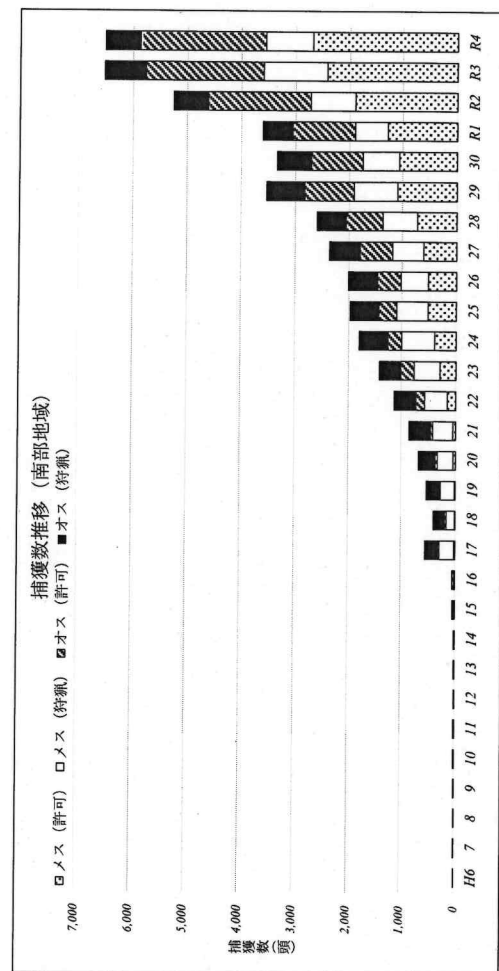
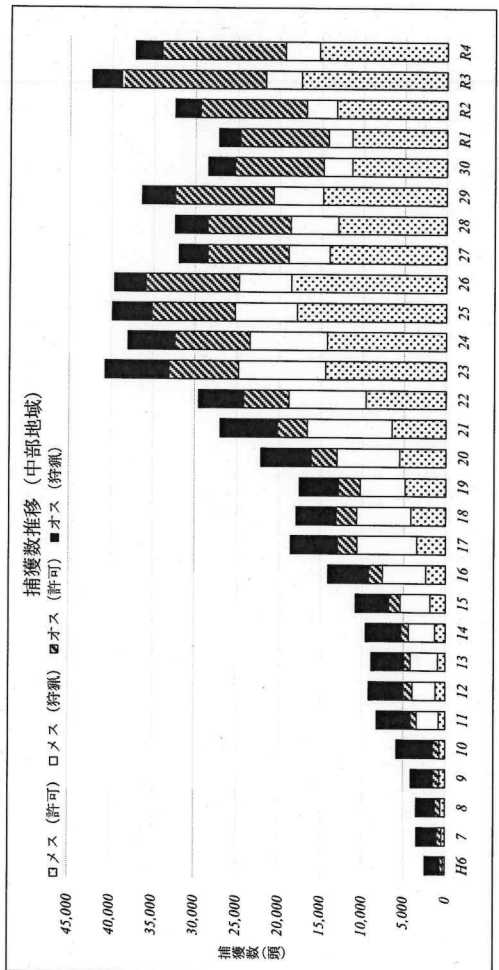
| 年度      | H6    | 7     | 8     | 9     | 10    | 11    | 12    | 13    | 14    | 15     | 16     | 17     | 18     | 19     | 20     | 21     | 22     | 23     | 24     | 25     | 26     | 27     | 28     | 29     | 30     | R1     | R2     | R3     | R4     |       |
|---------|-------|-------|-------|-------|-------|-------|-------|-------|-------|--------|--------|--------|--------|--------|--------|--------|--------|--------|--------|--------|--------|--------|--------|--------|--------|--------|--------|--------|--------|-------|
| オス (狩猟) | 1,711 | 2,440 | 2,256 | 2,604 | 4,335 | 4,110 | 4,228 | 3,998 | 4,381 | 4,075  | 4,905  | 5,633  | 4,762  | 4,631  | 5,977  | 6,863  | 5,372  | 7,613  | 5,600  | 4,729  | 3,724  | 3,440  | 3,826  | 3,892  | 3,193  | 2,547  | 3,025  | 3,518  | 3,171  |       |
| メス (狩猟) | 0     | 1     | 0     | 0     | 0     | 2,580 | 2,739 | 3,190 | 3,089 | 3,534  | 5,236  | 7,270  | 6,544  | 5,462  | 7,603  | 10,203 | 9,233  | 10,344 | 9,179  | 7,397  | 6,244  | 4,901  | 5,638  | 5,870  | 3,422  | 2,819  | 3,610  | 4,283  | 4,051  |       |
| メス比率    | 0.0%  | 0.0%  | 0.0%  | 0.0%  | 0.0%  | 38.0% | 39.3% | 44.4% | 41.4% | 46.4%  | 51.6%  | 56.3%  | 57.9%  | 54.1%  | 56.0%  | 59.8%  | 63.2%  | 57.6%  | 62.1%  | 61.0%  | 62.6%  | 58.8%  | 59.7%  | 60.1%  | 51.7%  | 52.5%  | 54.4%  | 54.9%  | 56.1%  |       |
| 計       | 1,711 | 2,441 | 2,256 | 2,604 | 4,335 | 6,690 | 6,967 | 7,188 | 7,470 | 7,609  | 10,141 | 12,903 | 11,306 | 10,093 | 13,580 | 17,066 | 14,605 | 17,957 | 14,779 | 12,126 | 9,968  | 8,341  | 9,484  | 9,762  | 6,615  | 5,366  | 6,635  | 7,801  | 7,222  |       |
| オス (許可) | 359   | 495   | 611   | 739   | 711   | 1,071 | 1,376 | 2,287 | 2,461 | 2,612  | 3,077  | 3,447  | 3,447  | 3,447  | 3,447  | 3,447  | 3,447  | 3,447  | 3,447  | 3,447  | 3,447  | 3,447  | 3,447  | 3,447  | 3,447  | 3,447  | 3,447  | 3,447  | 3,447  | 3,447 |
| メス (許可) | 266   | 429   | 534   | 672   | 709   | 1,149 | 1,222 | 1,805 | 2,308 | 3,377  | 4,786  | 6,448  | 5,468  | 4,786  | 5,468  | 6,448  | 6,448  | 6,448  | 6,448  | 6,448  | 6,448  | 6,448  | 6,448  | 6,448  | 6,448  | 6,448  | 6,448  | 6,448  | 6,448  | 6,448 |
| メス比率    | 42.6% | 46.4% | 46.6% | 47.6% | 49.9% | 50.7% | 51.8% | 53.8% | 57.8% | 56.7%  | 58.2%  | 59.6%  | 64.7%  | 64.7%  | 64.0%  | 65.2%  | 64.2%  | 63.5%  | 61.6%  | 64.4%  | 62.6%  | 59.2%  | 56.8%  | 55.8%  | 52.0%  | 52.0%  | 51.3%  | 50.4%  | 50.4%  | 51.3% |
| 計       | 625   | 924   | 1,145 | 1,411 | 1,420 | 1,504 | 2,220 | 1,691 | 2,113 | 3,181  | 3,964  | 5,664  | 6,577  | 7,398  | 8,545  | 9,895  | 14,961 | 22,756 | 23,185 | 27,700 | 29,637 | 23,634 | 22,939 | 26,561 | 21,914 | 21,888 | 25,833 | 34,579 | 29,987 |       |
| オス (計)  | 2,070 | 2,935 | 2,867 | 3,343 | 5,046 | 4,851 | 5,299 | 4,780 | 5,272 | 5,451  | 6,561  | 7,920  | 7,223  | 7,243  | 9,054  | 10,310 | 10,728 | 15,913 | 14,504 | 14,504 | 14,817 | 13,076 | 13,747 | 15,623 | 13,721 | 13,060 | 15,594 | 20,667 | 17,826 |       |
| メス (計)  | 266   | 430   | 534   | 672   | 709   | 3,343 | 3,888 | 4,099 | 4,311 | 5,339  | 7,544  | 10,647 | 10,660 | 10,248 | 13,071 | 16,651 | 18,838 | 24,800 | 23,460 | 25,246 | 24,788 | 18,899 | 16,674 | 20,700 | 14,808 | 14,194 | 16,874 | 21,713 | 19,383 |       |
| メス比率    | 11.4% | 12.8% | 15.7% | 16.7% | 12.3% | 40.8% | 42.3% | 46.3% | 45.0% | 49.5%  | 53.5%  | 57.3%  | 59.6%  | 58.6%  | 59.1%  | 61.8%  | 63.7%  | 60.9%  | 61.8%  | 63.4%  | 62.6%  | 59.1%  | 57.6%  | 57.0%  | 51.9%  | 52.1%  | 52.0%  | 51.2%  | 52.1%  |       |
| 計       | 2,336 | 3,365 | 3,401 | 4,015 | 5,755 | 8,194 | 9,187 | 8,879 | 9,583 | 10,790 | 14,105 | 18,567 | 17,883 | 17,491 | 22,125 | 26,961 | 29,566 | 40,713 | 37,964 | 39,826 | 39,605 | 31,975 | 32,423 | 36,323 | 28,529 | 27,254 | 32,468 | 42,380 | 37,209 |       |

※雌雄不明のものはオスメス比率により算分

南部地域（渡島、檜山、後志管内）における捕獲数

| 年度      | H6   | 7     | 8     | 9    | 10    | 11    | 12    | 13    | 14    | 15    | 16    | 17    | 18    | 19    | 20    | 21    | 22    | 23    | 24    | 25    | 26    | 27    | 28    | 29    | 30    | R1    | R2    | R3    | R4    |
|---------|------|-------|-------|------|-------|-------|-------|-------|-------|-------|-------|-------|-------|-------|-------|-------|-------|-------|-------|-------|-------|-------|-------|-------|-------|-------|-------|-------|-------|
| オス (狩猟) | 0    | 0     | 0     | 0    | 0     | 0     | 0     | 0     | 0     | 0     | 0     | 242   | 212   | 238   | 312   | 395   | 401   | 411   | 551   | 542   | 550   | 564   | 541   | 706   | 635   | 560   | 629   | 762   | 649   |
| メス (狩猟) | 0    | 0     | 0     | 0    | 0     | 0     | 0     | 0     | 0     | 0     | 0     | 260   | 155   | 253   | 281   | 365   | 409   | 474   | 608   | 582   | 505   | 583   | 646   | 824   | 693   | 618   | 817   | 1,171 | 865   |
| メス比率    | -    | -     | -     | -    | -     | -     | 51.8% | 42.2% | 51.5% | 47.4% | 48.0% | 50.5% | 53.6% | 53.6% | 53.9% | 48.4% | 54.1% | 60.5% | 52.5% | 51.8% | 47.9% | 50.8% | 54.4% | 53.9% | 52.2% | 52.3% | 56.5% | 60.6% | 57.1% |
| 計       | 0    | 0     | 0     | 0    | 0     | 0     | 0     | 0     | 0     | 0     | 0     | 502   | 367   | 491   | 593   | 760   | 810   | 885   | 1,159 | 1,124 | 1,055 | 1,147 | 1,187 | 1,530 | 1,328 | 1,178 | 1,446 | 1,933 | 1,514 |
| オス (許可) | 5    | 1     | 2     | 8    | 10    | 6     | 2     | 10    | 16    | 23    | 36    | 24    | 22    | 19    | 42    | 41    | 166   | 246   | 255   | 339   | 443   | 613   | 691   | 903   | 946   | 1,148 | 1,895 | 2,171 | 2,312 |
| メス (許可) | 0    | 3     | 1     | 0    | 5     | 7     | 3     | 3     | 2     | 20    | 14    | 23    | 8     | 14    | 43    | 48    | 156   | 290   | 391   | 513   | 510   | 599   | 721   | 1,092 | 1,060 | 1,279 | 1,900 | 2,418 | 2,686 |
| メス比率    | 0.0% | 75.0% | 33.3% | 0.0% | 33.3% | 53.8% | 60.0% | 23.1% | 11.1% | 46.5% | 28.0% | 48.9% | 26.7% | 42.4% | 50.6% | 53.9% | 48.4% | 54.1% | 60.5% | 60.2% | 53.5% | 49.4% | 51.1% | 54.7% | 52.8% | 52.7% | 50.1% | 52.7% | 53.7% |
| 計       | 5    | 4     | 3     | 8    | 15    | 13    | 5     | 13    | 18    | 43    | 50    | 47    | 30    | 33    | 85    | 89    | 322   | 536   | 646   | 852   | 953   | 1,212 | 1,412 | 1,995 | 2,006 | 2,427 | 3,795 | 4,589 | 4,998 |
| オス (計)  | 5    | 1     | 2     | 8    | 10    | 6     | 2     | 10    | 16    | 23    | 36    | 266   | 234   | 257   | 354   | 436   | 567   | 657   | 806   | 881   | 993   | 1,177 | 1,232 | 1,609 | 1,581 | 1,708 | 2,524 | 2,933 | 2,961 |
| メス (計)  | 0    | 3     | 1     | 0    | 5     | 7     | 3     | 3     | 2     | 20    | 14    | 283   | 163   | 267   | 324   | 413   | 565   | 764   | 999   | 1,095 | 1,015 | 1,182 | 1,367 | 1,916 | 1,753 | 1,897 | 2,717 | 3,589 | 3,551 |
| メス比率    | 0.0% | 75.0% | 33.3% | 0.0% | 33.3% | 53.8% | 60.0% | 23.1% | 11.1% | 46.5% | 28.0% | 51.5% | 41.9% | 51.0% | 47.8% | 48.8% | 49.9% | 53.8% | 55.3% | 55.4% | 50.3% | 50.1% | 52.6% | 54.4% | 52.6% | 51.8% | 51.8% | 55.0% | 54.5% |
| 計       | 5    | 4     | 3     | 8    | 15    | 13    | 5     | 13    | 18    | 43    | 50    | 549   | 497   | 524   | 678   | 849   | 1,132 | 1,421 | 1,805 | 1,976 | 2,008 | 2,359 | 2,599 | 3,525 | 3,334 | 3,605 | 5,241 | 6,522 | 6,512 |

※雌雄不明のものはオスメス比率により算分



## 令和4年度(2022年度)エゾシカ捕獲数確定値(属地)

令和4年度(2022年度)確定値

(単位:頭)

| 振興局   | 地域名 | 狩猟     |        |        | 許可     |        |         | 合計     |        |         |
|-------|-----|--------|--------|--------|--------|--------|---------|--------|--------|---------|
|       |     | オス     | メス     | 合計     | オス     | メス     | 合計      | オス     | メス     | 合計      |
| 空知    | 北部  | 745    | 741    | 1,486  | 1,918  | 2,649  | 4,567   | 2,663  | 3,390  | 6,053   |
| 石狩    | 中部  | 486    | 519    | 1,005  | 958    | 726    | 1,684   | 1,444  | 1,245  | 2,689   |
| 後志    | 南部  | 195    | 207    | 402    | 1,102  | 1,127  | 2,229   | 1,297  | 1,334  | 2,631   |
| 胆振    | 中部  | 1,777  | 2,498  | 4,275  | 5,088  | 5,757  | 10,845  | 6,865  | 8,255  | 15,120  |
| 日高    | 中部  | 908    | 1,034  | 1,942  | 8,609  | 8,849  | 17,458  | 9,517  | 9,883  | 19,400  |
| 渡島    | 南部  | 397    | 592    | 989    | 957    | 1,332  | 2,289   | 1,354  | 1,924  | 3,278   |
| 檜山    | 南部  | 57     | 66     | 123    | 253    | 227    | 480     | 310    | 293    | 603     |
| 上川    | 北部  | 1,077  | 1,226  | 2,303  | 3,425  | 4,311  | 7,736   | 4,502  | 5,537  | 10,039  |
| 留萌    | 北部  | 188    | 228    | 416    | 1,321  | 1,705  | 3,026   | 1,509  | 1,933  | 3,442   |
| 宗谷    | 北部  | 1,044  | 1,614  | 2,658  | 2,347  | 2,611  | 4,958   | 3,391  | 4,225  | 7,616   |
| オホーツク | 東部  | 1,870  | 1,515  | 3,385  | 5,784  | 6,961  | 12,745  | 7,654  | 8,476  | 16,130  |
| 十勝    | 東部  | 2,102  | 2,017  | 4,119  | 5,921  | 7,662  | 13,583  | 8,023  | 9,679  | 17,702  |
| 釧路    | 東部  | 4,026  | 4,946  | 8,972  | 9,164  | 13,455 | 22,619  | 13,190 | 18,401 | 31,591  |
| 根室    | 東部  | 1,200  | 1,121  | 2,321  | 2,430  | 3,944  | 6,374   | 3,630  | 5,065  | 8,695   |
| 計     |     | 16,072 | 18,324 | 34,396 | 49,277 | 61,316 | 110,593 | 65,349 | 79,640 | 144,989 |

令和4年度(2022年度)地域別捕獲実績

(単位:頭)

| 地域名 | 狩猟     |        |        | 許可     |        |         | 合計     |        |         |
|-----|--------|--------|--------|--------|--------|---------|--------|--------|---------|
|     | オス     | メス     | 合計     | オス     | メス     | 合計      | オス     | メス     | 合計      |
| 東部  | 9,198  | 9,599  | 18,797 | 23,299 | 32,022 | 55,321  | 32,497 | 41,621 | 74,118  |
| 北部  | 3,054  | 3,809  | 6,863  | 9,011  | 11,276 | 20,287  | 12,065 | 15,085 | 27,150  |
| 中部  | 3,171  | 4,051  | 7,222  | 14,655 | 15,332 | 29,987  | 17,826 | 19,383 | 37,209  |
| 南部  | 649    | 865    | 1,514  | 2,312  | 2,686  | 4,998   | 2,961  | 3,551  | 6,512   |
| 計   | 16,072 | 18,324 | 34,396 | 49,277 | 61,316 | 110,593 | 65,349 | 79,640 | 144,989 |

令和3年度(2021年度)地域別捕獲実績

(単位:頭)

| 地域名 | 狩猟     |        |        | 許可     |        |         | 合計     |        |         |
|-----|--------|--------|--------|--------|--------|---------|--------|--------|---------|
|     | オス     | メス     | 合計     | オス     | メス     | 合計      | オス     | メス     | 合計      |
| 東部  | 8,651  | 8,645  | 17,296 | 21,929 | 28,808 | 50,737  | 30,580 | 37,453 | 68,033  |
| 北部  | 2,899  | 4,189  | 7,088  | 8,640  | 10,530 | 19,170  | 11,539 | 14,719 | 26,258  |
| 中部  | 3,518  | 4,283  | 7,801  | 17,149 | 17,430 | 34,579  | 20,667 | 21,713 | 42,380  |
| 南部  | 762    | 1,171  | 1,933  | 2,171  | 2,418  | 4,589   | 2,933  | 3,589  | 6,522   |
| 計   | 15,830 | 18,288 | 34,118 | 49,889 | 59,186 | 109,075 | 65,719 | 77,474 | 143,193 |

R4-R3増減数(R4-R3)

(単位:頭)

| 地域名 | 狩猟   |      |       | 許可     |        |        | 合計     |        |        |
|-----|------|------|-------|--------|--------|--------|--------|--------|--------|
|     | オス   | メス   | 合計    | オス     | メス     | 合計     | オス     | メス     | 合計     |
| 東部  | 547  | 954  | 1,501 | 1,370  | 3,214  | 4,584  | 1,917  | 4,168  | 6,085  |
| 北部  | 155  | -380 | -225  | 371    | 746    | 1,117  | 526    | 366    | 892    |
| 中部  | -347 | -232 | -579  | -2,494 | -2,098 | -4,592 | -2,841 | -2,330 | -5,171 |
| 南部  | -113 | -306 | -419  | 141    | 268    | 409    | 28     | -38    | -10    |
| 計   | 242  | 36   | 278   | -612   | 2,130  | 1,518  | -370   | 2,166  | 1,796  |

R4-R3対比(R4/R3)

| 地域名 | 狩猟     |        |        | 許可     |        |        | 合計     |        |        |
|-----|--------|--------|--------|--------|--------|--------|--------|--------|--------|
|     | オス     | メス     | 合計     | オス     | メス     | 合計     | オス     | メス     | 合計     |
| 東部  | 106.3% | 111.0% | 108.7% | 106.2% | 111.2% | 109.0% | 106.3% | 111.1% | 108.9% |
| 北部  | 105.3% | 90.9%  | 96.8%  | 104.3% | 107.1% | 105.8% | 104.6% | 102.5% | 103.4% |
| 中部  | 90.1%  | 94.6%  | 92.6%  | 85.5%  | 88.0%  | 86.7%  | 86.3%  | 89.3%  | 87.8%  |
| 南部  | 85.2%  | 73.9%  | 78.3%  | 106.5% | 111.1% | 108.9% | 101.0% | 98.9%  | 99.8%  |
| 計   | 101.5% | 100.2% | 100.8% | 98.8%  | 103.6% | 101.4% | 99.4%  | 102.8% | 101.3% |